

Clear Dope

June 2019



Chichester and District Model Aero Club: Committee 2018

John Riall President

Chairman: Tony Chant: 01243 262816, mobile 07766 078977, chairman@cadmac.co.uk

Secretary & Hon Secretary Social Secretary: Toni Reynaud 01243 370422,
secretary@cadmac.co.uk

Treasurer : Malcolm Farrington, 01243 821789,

Thorney Rep and Safety Officer: Derek Honeysett 01243 371093

Porthole Farm Rep.and Safety Officer: Keith Watts 07530 375113

Slope Rep and Safety officer Trundle Hill: Nick Gates 07957 422941

Webmaster: David Hayward: webmaster@cadmac.co.uk

Junior Rep. & Junior Members Protection Co-ordinator: Donna Goff

JBMFA Rep & CD editor: Ken Knox, 07885819911, editor@cadmac.co.uk

Membership Secretary, David Stocker: 07896250804, member@cadmac.co.uk

Club Night 13th June

Light Flight & C/L or indoor flight (Weather related)

My Wife Jeanette very occasionally visits Thorney, this time she had her sketch book with her and this is the result



An Article by David Hayward


For those with a better memory than mine, you will recall an article in the December issue which featured a tale of how I came to be building a Mew Gull, along with some brief notes and some images of the beginning of the build. You can always view it from our website if you don't have a copy and wanted a refresh.

I did promise, or threaten, depending on your position, an update as the build progressed. So, in a few words and accompanying images, here it is.


I started with the wings and so these are now complete apart from centre sheeting and having the ailerons cut out. This is a slightly scaled up version, so the span is 6ft, up slightly from the original 5ft.



Fuselage was tackled next, a pretty standard box affair although the front end demands traditional beech engine bearers as they also provide necessary support for the front former; the following five images tell the story better than words.




Next image shows fitting of the ASP 120 with the bearers having been spaced accordingly to accommodate this engine; the bearers have been drilled and tapped to accept appropriate size machine screws. Engine access is good, fitting and removal is also very easy.



I don't know about everyone else, but I often find there will be some part of a build and sometimes perhaps more than one part, which worries me because I either perceive it as being difficult or I'm not quite sure how I will tackle it. I did have one of those with respect to the building of the wings however I'm just going to gloss over that. Another was the forming of the front 'under cowl'; this according to the plan should be made from Lithoplate, but I sourced a sheet of 0.5mm aluminium. The part that concerned me was it's not just a regular rectangular shape due to the gradual taper of the fuselage; the two sides both tapering in towards the centre and the bottom tapering towards the top.

Obvious thing to do here of course is to make a card template, which in itself proved a challenge, however, I got there in the end and then cut the aluminium plate from my template. I felt relieved when this folded round conforming nicely with the shape of the fuselage. I will of course be cutting out some vents and possibly fitting louvres, but for the moment this is how it loo



It's been about 6 months since I started and at the rate I'm going, there's a few more months yet before this is complete. The next big challenge will be attempting to make a canopy, for which I will need to make a 'plug' and then construct a vacuum forming box so I can hopefully vacuum form my canopy; should be interesting...

The opening of Goodwood Flying School HQ 25th May 2019

Any Goodwood event is always well planned and carried out and the opening day of the new HQ building was no exception. We started to arrive at about 8am to set up our display on the large roof of club it offers a view of most of the airfield, we shared the roof with Worthing model club who brought along some fine models including a Westland Wyvern. We once again put up a good show and attracted a lot of interest, Peter T was in his element!

We gave away 96 chuck gliders to visiting children all of which were received with big smiles.

The larger models of Peter Chiller's 44% Pitts, Duke Benson's Yak and Peter Doe's Extra were displayed outside behind a beautiful Red Autogiro

Many Thanks to Harry Walton, Peter Hammond, Peter Chilver, Richard Harvey, Peter Turvey, Peter Doe, Duke Benson, David Draper, Ken Smith, David Draper, John Fowler, and Mike Griffin. Mike brought along his FPV model and demonstrated the camera to visitors.

All in all it was a very good day we even got a lunch provided the only downside was we didn't get to fly as the necessary paperwork had not been attempted by the airfield management.





[Southern Area BMFA Gala](#)

www.sabmfa.org.uk

Middle Wallop on Sunday the 14th July 2019

Airfield access from Salisbury direction.

**On A343 turn left before filling station and the Base Water Tower,
past housing estate on right.**

After the airfield turn 1st right then next right.

At the gate, entry on showing BMFA membership card.

**Entry from 10:00 am @ £5.00 per car plus £5.00 per pilot on
registration, under 16's enter free.**

Open to all BMFA Members & Families

**All pilots must either hold an "A" Certificate or be accompanied
by a competent flyer (can be supplied if required) to ensure the
safety of the flight. This is to make the day available to all levels.**

Helicopter, Glider and Fixed Wing flight-lines



**Come along and enjoy a day out with your fellow modellers, have a fly and
watch others fly on this excellent site.**

**All types of models are expected from large scale to fun-fly models
Including IC, Vintage, Electric and Gliders.**

Toilets and refreshments are available in the Museum Restaurant.

Competition Calendar



| | |
|---------------|--|
| July Sat 27th | Bungee Thermal/Electric Glider Round 1 Thorney |
| Aug Sat 31st | Bungee Thermal/Electric Glider Round 2 Thorney |
| Sept Sat 28th | Bungee Thermal/Electric Glider Round 3 Thorney |
| Oct Sat 12th | Bungee Thermal/Electric Glider Round Reserve Day Thorney |
| Nov Sun 10th | Poppy Day Bungee Thermal/Electric Glider |

Club Program 2019

| | | |
|----------------|------------|---|
| 13th June | Club Night | Light Flight & C/L or indoor flight (Weather related) |
| 11th July | Club Night | Light Flight & C/L or indoor flight (Weather related) |
| 8th August | Club Night | Light Flight & C/L or indoor flight (Weather related) |
| 12th September | Club Night | Talk by Tim Kerss - Flying a full size Airbus A380 |
| 10th October | Club Night | Andrew Gibss' Quiz Night |
| 14th November | Club Night | AGM 8 0'clock start |
| 12th December | Club Night | Subs Night and tabletop sale |

Other Key events around the country

| | |
|---------------------------|--|
| June 14th-16th | Weston Park Model Airshow - Weston Under Lizard, Shropshire. TF11 8LE |
| June 29th-30th | Wings & Wheels Model Spectacular - North Weald Airfield, Epping, Essex. CM16 6AR |
| July 6th-7th | Cosford Large Model Airshow - RAF Cosford, Shifnal, Shropshire. TF11 8UP |
| July 13th-14th | Woodspring Wings Model Airshow - Yatton |
| Aug 10th-11th | Elvington Large Model Airshow - Yorkshire Air Museum, Yorkshire. YO41 4AU |
| August 24-25th | British Nationals - Barkston Heath |
| Aug 31st - Sep 1st | Much Marcle Large Model Airshow - Herefordshire. HR8 2LX |

The club Facebook page is now in its fourth year. It has over one hundred members. It contains many contemporary site reports, and has a wealth of photos in its archives.

Administered by Nick Gates. and David Hayward

Here is the link:-

<https://www.facebook.com/groups/Chichesteraeromodellers/>

Other Events

| | |
|----------------------|--|
| Sat 15th June | Warbird Day Thorney |
| Sat/Sun 6th/7th July | Static Display @ Beachlands Hayling Island |
| Sat 14th July | Southern Area BMFA Gala — Middle Wallop |
| July - date tbc | BBQ at Porthole Farm |
| Date - tbc | Families day - Thorney |

The image contains five callout boxes with safety and event information:

- Red diamond:** Flying alone on Thorney is not recommended however pilots are requested to concentrate on flying within the grass area to the **west of the runway**.
- Red pentagon:** The Commander at Baker Barracks Thorney and the MOD have decreed that there shall be **NO drone flying whatsoever**.
- Yellow pentagon:** When flying at Thorney please keep an eye out for traffic (all kinds walkers, horses, bikes, runners, and low flying aircraft) coming from behind the flyers and inform them accordingly.
- Pink triangle:** When Driving Around Thorney be aware of young children on bikes.
- Orange octagon:** Please Try to leave Porthole as tidy as possible, making sure no fuel is left on site.