

Clear Dope

April 2018



Chichester and District Model Aero Club: Committee 2018

John Riall President

Chairman: Tony Chant: 01243 262816, mobile 07766 078977, t.chant11@btinternet.com

**Secretary & Hon Secretary Social Secretary: Toni Reynaud 01243 370422,
a.busutilreynaud@btinternet.com**

Treasurer : Malcolm Farrington, 01243 821789,

Competition Sec.: Ray Beadle 01243 670163

Thorney Rep and Safety Officer: Derek Honeysett 01243 371093

Porthole Farm Rep.and Safety Officer: Keith Watts 07530 375113

Slope Rep and Safety officer Trundle Hill: Nick Gates 07957 422941

Webmaster: David Gardner: webmaster@cadmac.co.uk

Junior Rep. & Junior Members Protection Co-ordinator: Donna Goff

John Riall 01243 782922, Senior Training Officer

BMFA Rep & CD editor: Ken Knox, 07885819911, kenneth.knox@btopenworld.com


Membership Secretary, David Stocker: 07896250804, david@stocker.idps.co.uk

Club Night Thursday 12th April

Talk by Ron Dean

Bomb Drop 14th April Thorney

Thorney will be closed on 21st April for Army Event



*Keith tries out the
newly refurbish
mower at Porthole
whilst Ray looks
on*

An Article By David Hayward


After last weeks rather exciting maiden flight of my Fokker D VIII by Derek (Derek may not have used the word exciting), I have now had the chance to checkout some of the suggestions made as to why it was generally a bit of a pig in the air and rather determined to turn left. Thank you to those that offered advise and particularly to Colin of course.

Key elements to check then were the possibility of a warp in the wing, lateral misalignment of the wing relative to the fuselage and of course balance. Wing warp - first image shows the setup for checking this. I used old and new technology, a spirit level and a smartphone with a level App. The wing is flat on top i.e. no dihedral although the bottom is tapered from root to tip giving a little dihedral. I started at the tip of the right wing and marked the spirit level with a red marker and zeroed the level app. I then checked at three points on each side of the wing, so six points in all working from the right to left wing-



images 1 to 6. (I have left two images out for clarity as I am sure what David is up to KK

There is not really any significant difference indicated by the spirit level and the level app shows a maximum of 0.2 degrees difference across the wing. Seems unlikely to me the very minor variation here would cause any issues. Lateral misalignment - image 7 shows measurements taken from the wing to the tailplane and fuselage, again nothing



here to cause any concern.

Balance - image 8 shows the model balanced at the original balance point, being 3" behind the leading edge as shown on the plan. This is actually slightly over 30% of the root chord and the model does look slightly low at the tail end. I have now moved the CG to 25% of the root chord.

Nothing here as far as I am aware would explain the models desire to turn left; there is currently approximately 2 degrees down and right side thrust. To be continued...



The club Facebook page is now in its fourth year. It has over one hundred members. It contains many contemporary site reports, and has a wealth of photos in its archives.

Administered by Nick Gates.

Yesterday Easter Sunday was arguably one of the best days for flying at Thorney Island this year so here are some photographs of the day

Duke Benson's large WOT 4 powered by a 50cc DLE two stroke



Adrian Child's P39 Bell Aero Cobra II



Richard Harvey's BA Hawk a really striking model which looks magnificent in the air but **MUST NOT** be flown slowly specially in the turn or it will bight



Club Program 2018


12th April	Club Night	Talk by Rod Dean
1st May	Committee	
10th May	Club Night	Indoor flight Multi Rotors and Helicopters
5th June	Committee	
14th June	Club Night	Light flight and Control Line
3rd July	Committee	
12th July	Club Night	Light flight and Control Line
7th August	Committee	
9th August	Club Night	Light flight and Control Line
4th September	Committee	
13th September	Club Night	John Riall - Covering a Model
2nd October	Committee	
11th October	Club Night	Andrew Gibbs' Quiz Night
6th November	Committee	
8th November	Club Night	AGM
4th December	Committee	
13th December	Club Night	Subscription collection and table top sale

Competition Calendar 2018



Date and time	Competition	Venue
Saturday 14 April	Bomb Drop	Thorney
Saturday 28 April	Climb and Glide	Thorney
Saturday 12h May	Restricted Electric glider 2200ma 3cell limit	Porthole Farm
Sunday 20th May	Slope Day/ Electric Glider	Trundle Hill
Saturday 16th June	Pattern	Thorney
Saturday 23rd June	Reserve competition day	Thorney/Trundle
Sunday 15th July	Electric All-up/last down No Gliders 2200ma limi	Porthole Farm
Sunday 15th July	BBQ	Porthole Farm
Saturday 28th July	Slope Day including electric powered gridwers	Trundle Hill
Saturday 18th August	Open Glider/open electric	Thorney
Saturday 25th August	Open Glider/open electric	Thorney
Saturday 1st September	Open Glider/open electric	Thorney
Saturday 15th September	Slope or electric duration	Trundle Hill/ Porthole Farm
Saturday 29th September	Reserve competition day	Thorney/Trundle
Saturday 13th October	Restricted Electric glider 2200ma 3cell limit	Thorney
Sunday 11th November Remembrance Sunday	Open Glider/open electric fun day Collection for The Poppy fund and a piece of Alison's cake	Thorney

TeX & ReX *by Cobbo*





The power train can be obtained from HobbyKing

Zoot Suit Flying Days. All Flying at Porthole

To all Zootsuit Flyers
Just a reminder that the Zootsuit fly-in days start on Friday March 2nd
Get your model finished!!
Give it a different colour scheme
We don't want too many mix ups in the sky.
These are fly in days, the basic rule are a climb of 15 sec and a max time to make of 5 min per flight.
Each day is independent so the pilots on the day are against each other.
So it does not matter if you miss one,
If a running total is required this can be set later. **Ray Beadle**

Zoot Suit Fly-in Days. 2018 All Flying at Porthole

Sunday **8th April**, Friday **20th April**, Friday **4th May**,

Friday **18th May**, Sunday **3rd June**, Friday **29th June**, Sunday **8th July**, Friday **27th July**,

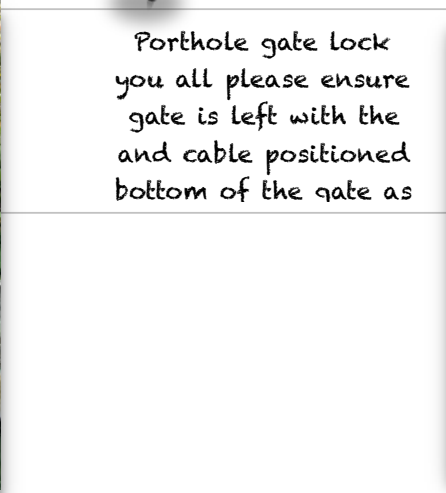
Sunday **5th August**, Friday **24th August**, Sunday **1st September**, Friday **21st September**,

Friday **5th October** Sunday **28th October**, Sunday **4th November**

Time from Start, 15sec Climb, to landing or 5 min Max
Sunday Starts from 12 o'clock
Friday Starts 10 o'clock



Could the lock at the



Porthole gate lock you all please ensure gate is left with the and cable positioned bottom of the gate as



For those of you who have not yet discovered it, Nick Gates has set up a group page on Facebook its well worth a look

Here is the link:-

<https://www.facebook.com/groups/Chichesteraeromodellers/>



Now with 90+ members

Flying alone on Thorney is restricted to lightweight electric or gliders, and pilots are requested to concentrate on flying within the grass area to the west of the runway.

The Commander at Baker Barracks Thorney and the MOD have decreed that there shall be NO drone flying whatsoever

When flying at Thorney please keep an eye out for traffic(all kinds walkers, horses, bikes, runners, and low flying aircraft) coming from behind the flyers and inform them accordingly

When Driving Around Thorney be aware of young children on bikes

Please Try to leave Porthole as tidy as possible, making sure no fuel is left on site